

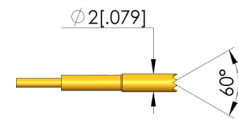
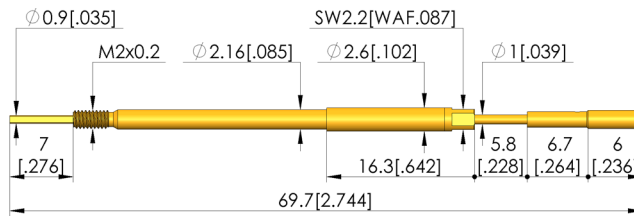
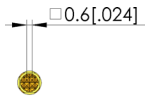


## Verrastprüfung

Zur Überprüfung der korrekten Verrastung des Kontaktterminals im Steckergehäuse



1:1



### General data

Screw-in torque max.:  
 Product group:  
 Sub-product group:  
 Series:  
 Grid:  
 Contacting from:  
 Magnetic:  
 Installation type:  
 Quick-exchange system:  
 Adjustable installation height:  
 Non-rotating:  
 Continuous plunger:  
 Screw-in torque:  
 Compatible receptacle(s):  
 Min. temperature:  
 Max. temperature:  
 RoHS-compliant:

5 cNm [.442 lbf-in]  
 Push-back probes  
 Push-back probes  
 VF3  
 3 mm [118 mil]  
 Post  
 Yes  
 Screw-in  
 Yes  
 No  
 Yes  
 $\emptyset 0,9 \times 0,6 \times 7,0$   
 3 – 5 cNm [.265 – .442 lbf-in]  
 KS-VF3  
 -40 °C [-40 °F]  
 80 °C [176 °F]  
 Yes

### Tip style data

Tip style: 06 serrated  
 Tip diameter: 2 mm [.078 in]  
 Tip style surface: A gold  
 Tip style material: 2 steel

### Electrical data

Current load capacity / rated current: 8 A  
 Typical resistance (Ri): 30 mOhm

### Mechanical data

Total length: 69.7 mm [2.74 in]  
 Barrel diameter: 2.19 mm [.086 in]  
 Maximum stroke: 5.5 mm [.216 in]  
 Spring pre-load: 1.99 N [7.15 ozf]  
 Spring force at working stroke: 5 N [17.9 ozf]  
 Recommended working stroke: 5 mm [.196 in]

SCREW-IN TEST PROBE

# Test Probe

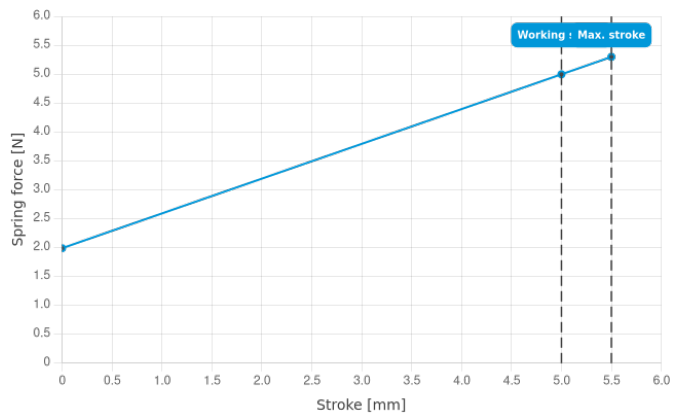
## VF3-206 200 A 405 05

Item VF3-0053



**ingun**<sup>®</sup>

Partner for Future Technology



### INGUN Prüfmittelbau GmbH

Max-Stromeyer-Straße 162  
78467, Constance, Germany  
Phone +49 7531 8105-0  
Customer hotline +49 7531 8105-888  
Fax +49 7531 8105-65  
info@ingun.com



Prices and delivery times on request.  
Technical changes reserved. 06/26\_GB

Learn more about  
Screw-in test probe



ingun.com

SCREW-IN TEST PROBE