

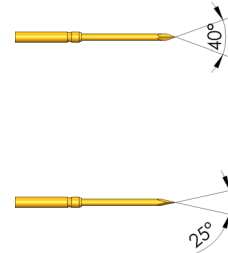
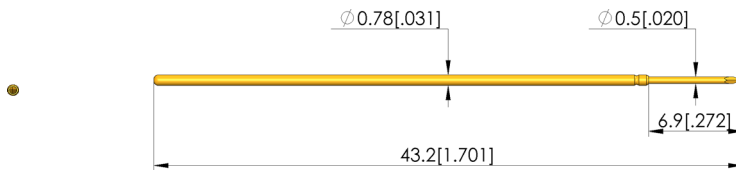



GO TO PRODUCT

- Well-established test probes for contacting PCBs
- For optimal contact to the test points (e.g. pads, vias, and pins), various tip styles with various diameters and finishes are available.
- Various spring forces available as well as versions with stainless steel springs suitable for high temperatures
- Used for setting the optimum stroke conditions in the test fixture, various installation heights can be achieved by combining test probes and receptacles



### INGUN SELECTION



#### General data

Product group:	ICT / FCT (in-circuit test and function test)
Sub-product group:	Standard stroke test probe
Series:	GKS-050
Grid:	1.27 mm [50 mil]
Contacting from:	Via
Magnetic:	Yes
Installation type:	Plug-in
Quick-exchange system:	Yes
Adjustable installation height:	No
Non-rotating:	No
Compatible receptacle(s):	KS-050
Min. temperature:	-40 °C [-40 °F]
Max. temperature:	80 °C [176 °F]
RoHS-compliant:	Yes

#### Tip style data

Tip style:	91 dagger, self-cleaning
Tip diameter:	0.5 mm [.019 in]
Tip style surface:	A gold
Tip style material:	2 steel

#### Electrical data

Current load capacity / rated current:	2 A
Typical resistance (Ri):	20 mOhm

#### Mechanical data

Total length:	43.2 mm [1.7 in]
Barrel diameter:	0.78 mm [.03 in]
Maximum stroke:	6.35 mm [.25 in]
Spring pre-load:	0.55 N [1.97 ozf]
Collar height:	00
Spring force at working stroke:	2 N [7.19 ozf]
Recommended working stroke:	4.3 mm [.169 in]

# Test Probe

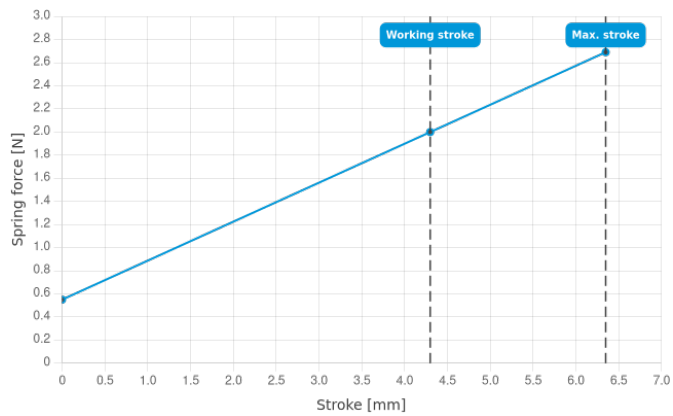
## GKS-050 291 050 A 2000

Item GKS-050-0003



**ingun**<sup>®</sup>

Partner for Future Technology



### INGUN Prüfmittelbau GmbH

Max-Stromeyer-Straße 162  
78467, Constance, Germany  
Phone +49 7531 8105-0  
Customer hotline +49 7531 8105-888  
Fax +49 7531 8105-65  
info@ingun.com



Prices and delivery times on request.  
Technical changes reserved. 07/26\_GB

Learn more about  
ICT/FCT Test probes



ingun.com