

Spring-loaded tooling pin GFS-7,00-1,50-RD-23-06,5-B

Item 36406



GO TO PRODUCT

ingun®

Partner for Future Technology


- Trusted tooling pin for reliable, spring-loaded mounting of the PCB via the guide holes
- High-precision and low-wear
- Optimum tolerance compensation
- Compact design with external spring

Application


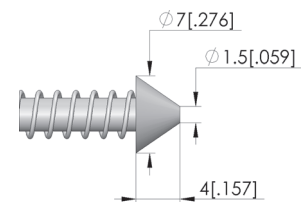
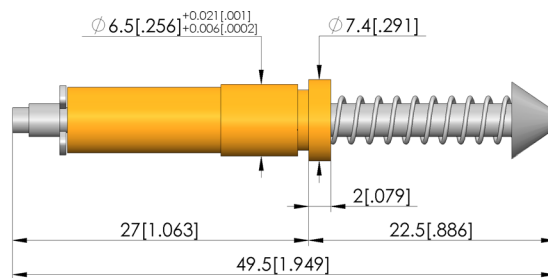
Spring-loaded tooling pins (GFS) are used to spring-load the PCB to be tested via the guide holes and position it precisely in the probe field on the contacting plane.

Note:

The spring-loaded tooling pin is mounted in the probe plate (KTP) and must be positioned with the collar flush to the surface of the probe plate.



1:1



Spring-loaded tooling pin

GFS-7,00-1,50-RD-23-06,5-B

Item 36406



GO TO PRODUCT

ingun[®]

Partner for Future Technology

General data

Product group:	Tooling pins
Series:	FS-GF
Type:	Spring-loaded
Version:	Round with collar (D7.4x2), probe plate (KTP)
Accessory type:	Customising accessories
Weight:	0.01 kg [.022 lbs]
Min. temperature:	10 °C [50 °F]
Max. temperature:	60 °C [140 °F]
RoHS-compliant:	Yes

Technical data

Stroke:	10 mm [.393 in]
Tip diameter:	7 mm [.275 in]
Force:	6 N [21.5 ozf]
Installation:	Plugged
Spring force:	6 N [21.5 ozf]
Length:	49.5 mm [1.94 in]
Tip height:	4 mm [.157 in]
Diameter:	7.4 mm [.291 in]
Pin diameter:	6.5 mm [.255 in]

Compatible with

Exchangeable kits version:	No limitations
Manual test fixtures (MA):	MA 2012
Vacuum test fixtures (VA):	VA 30xx
MA exchangeable kits (ATS MA):	ATS MAxx
PA exchangeable kits (ATS PA):	ATS PAZxxx
Interchangeable kits (WS):	WS

INGUN Prüfmittelbau GmbH

Max-Stromeyer-Straße 162
78467, Constance, Germany
Phone +49 7531 8105-0
Customer hotline +49 7531 8105-888
Fax +49 7531 8105-65
info@ingun.com



Prices and delivery times on request.
Technical changes reserved. 06/26_GB