

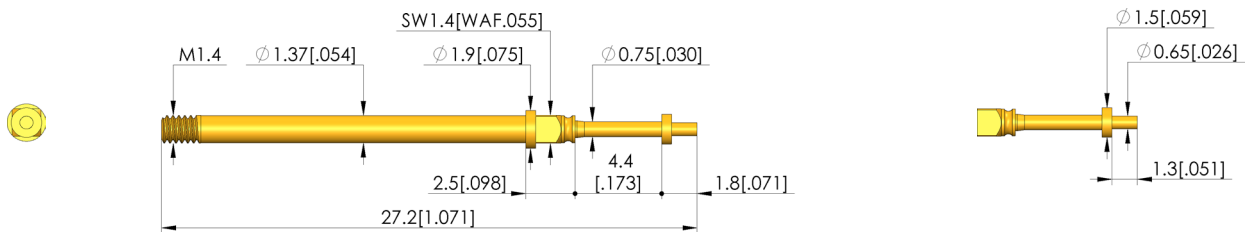



GO TO PRODUCT

Positionstest

Zur Überprüfung der korrekten Position des Kontaktterminals im Steckergehäuse

- Step probes are used to test the correct position of the contact terminals (contact lamellae) in the plug housings. A connection test can be carried out at the same time. Contact will only occur when the tip of the step probe is correctly positioned
- For optimum contacting, various tip styles are available in various tip ϕ , disc ϕ and pin lengths



General data

| | |
|---------------------------------|--------------------------------|
| Screw-in torque max.: | 3 cNm [.265 lbf-in] |
| Product group: | Step probes |
| Sub-product group: | Step probes |
| Series: | T-899 |
| Grid: | 2.54 mm [100 mil] |
| Contacting from: | Post |
| Magnetic: | Yes |
| Installation type: | Screw-in |
| Quick-exchange system: | Yes |
| Adjustable installation height: | No |
| Non-rotating: | No |
| Screw-in torque: | 2 – 3 cNm [.177 – .265 lbf-in] |
| Compatible receptacle(s): | KS-899 M |
| Min. temperature: | -40 °C [-40 °F] |
| Max. temperature: | 80 °C [176 °F] |
| RoHS-compliant: | Yes |

Tip style data

| | |
|------------------------|-------------------|
| Tip style: | 02 flat |
| Tip diameter: | 0.65 mm [.025 in] |
| Tip style surface: | A gold |
| Tip style material: | 3 CuBe |
| Step probe tip height: | 1.3 mm [.051 in] |
| Disk diameter: | 1.5 mm [.059 in] |

Electrical data

| | |
|--|---------|
| Current load capacity / rated current: | 5 A |
| Typical resistance (Ri): | 20 mOhm |

Mechanical data

| | |
|---------------------------------|-------------------|
| Total length: | 27.2 mm [1.07 in] |
| Barrel diameter: | 1.37 mm [.053 in] |
| Maximum stroke: | 4.4 mm [.173 in] |
| Spring pre-load: | 0.5 N [1.79 ozf] |
| Collar height: | 02 |
| Spring force at working stroke: | 1.5 N [5.39 ozf] |
| Recommended working stroke: | 3.5 mm [.137 in] |

Test Probe

T-899 302 065 130 150A1502M

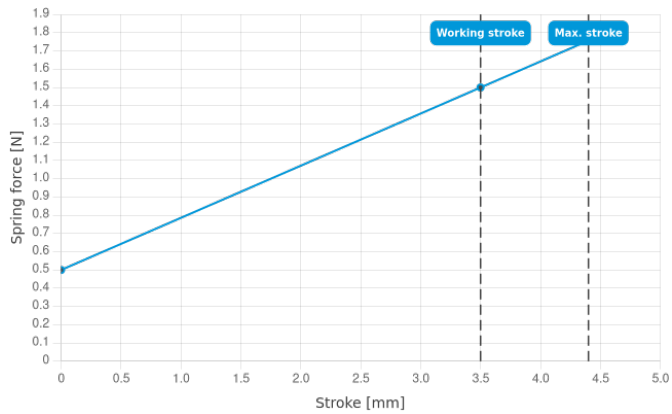
Item T-899-0042



GO TO PRODUCT

ingun®

Partner for Future Technology



INGUN Prüfmittelbau GmbH

Max-Stromeyer-Straße 162
78467, Constance, Germany
Phone +49 7531 8105-0
Customer hotline +49 7531 8105-888
Fax +49 7531 8105-65
info@ingun.com



Prices and delivery times on request.
Technical changes reserved. 06/26_GB

Learn more about
Screw-in test probe



SCREW-IN TEST PROBE

ingun.com