


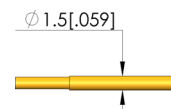
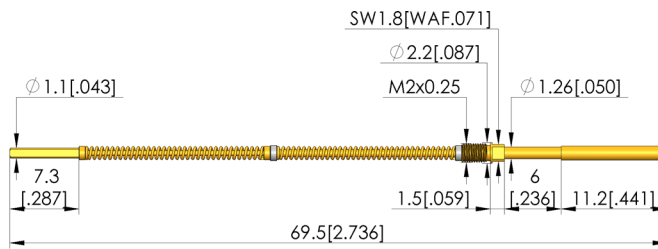


## Verrastprüfung

Zur Überprüfung der korrekten Verrastung des Kontaktterminals im Steckergehäuse



1:1



### General data

Screw-in torque max.:	5 cNm [.442 lbf-in]
Product group:	Push-back probes
Sub-product group:	Push-back probes
Series:	VF100 screw-in
Grid:	2.54 mm [100 mil]
Contacting from:	Post
Magnetic:	Yes
Installation type:	Screw-in
Quick-exchange system:	Yes
Adjustable installation height:	No
Non-rotating:	Yes
Continuous plunger:	$\phi 1,1 \times 0,77 \times 7,3$
Screw-in torque:	3 – 5 cNm [.265 – .442 lbf-in]
Compatible receptacle(s):	KS-VF100
Min. temperature:	-40 °C [-40 °F]
Max. temperature:	80 °C [176 °F]
RoHS-compliant:	Yes

### Tip style data

Tip style:	02 flat
Tip diameter:	1.5 mm [.059 in]
Tip style surface:	A gold
Tip style material:	2 steel
Step probe tip height:	11.2 mm [.44 in]

### Electrical data

Current load capacity / rated current:	5 A
Typical resistance (Ri):	50 mOhm

### Mechanical data

Total length:	69.5 mm [2.73 in]
Maximum stroke:	5.5 mm [.216 in]
Spring pre-load:	1.15 N [4.13 ozf]
Spring force at working stroke:	10 N [35.9 ozf]
Recommended working stroke:	5 mm [.196 in]

# Test Probe

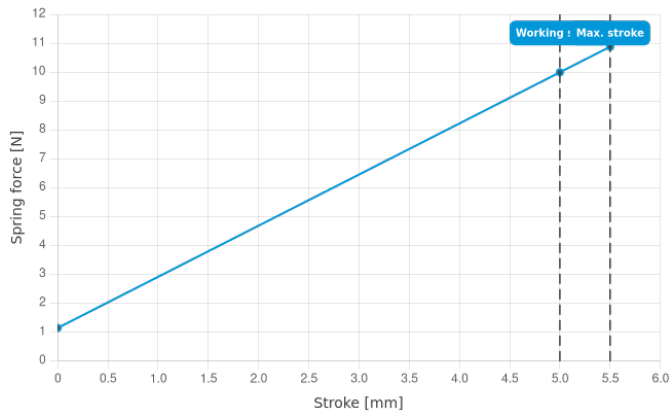
## VF100-202 150 A 100

Item VF100-0001



**ingun**<sup>®</sup>

Partner for Future Technology



### INGUN Prüfmittelbau GmbH

Max-Stromeyer-Straße 162  
78467, Constance, Germany  
Phone +49 7531 8105-0  
Customer hotline +49 7531 8105-888  
Fax +49 7531 8105-65  
info@ingun.com



Prices and delivery times on request.  
Technical changes reserved. 06/26\_GB

Learn more about  
Screw-in test probe



ingun.com