

# Exchangeable kit ATS MA11/HF/AL/ESD

Item 154011



GO TO PRODUCT

ingun®

Partner for Future Technology

## Outstanding shielding attenuation thanks to precision-manufactured radio-frequency chambers

INGUN SELECTION



- Reliable, interference-free radio frequency contacting and measurement of radio frequency signals
- Outstanding shielding attenuation > 60 dB in the frequency range up to 6 GHz
- Radio-frequency and RF-compatible shielding from external and internal interference signals
- Safe to use in MA xxxx basic units
- Quick, tool-free set-up - ready for use without readjustment

### Application


The ESD-compatible radio-frequency exchangeable kit is used in MA xxxx basic units to contact radio-frequency DUTs reliably and measure them without interference. It has precision-manufactured radio-frequency chambers made of aluminium and achieves an outstanding shielding attenuation of > 60 dB in the frequency range up to 6 GHz. The DUTs are contacted using geometrically matched radio-frequency test probes.

### Version

- ESD compatible
- Precision-manufactured radio frequency chambers made of aluminium
- Configurable radio-frequency interface
- Configurable internal interface
- Removable service cover
- Optional EMC-compliant radio-frequency transfers for connecting the radio-frequency DUTs
- Optional radio-frequency absorber for setting up an internal radio network

### Signal connection ( radio frequency transmissions)

Various EMC-compliant radio-frequency interfaces are available for connecting the DUTs from and to the shielding area, which are mounted on the radio-frequency interface. The radio-frequency signals are reliably transferred to the measuring system via the internal interface, which is equipped with interface blocks (SB-P) in the desired configuration.



### Internal radio network (radio-frequency absorber)

Vacuum test fixtures (VA) are used for the reliable contacting of a small number of printed circuit boards versions in high quantities.

### Delivery

Partially assembled upon delivery. The radio-frequency interface is easily fixed with just four screws at the corners, while the internal interface is supplied without screws. This is to allow better accessibility and quick processing. Both interfaces are unequipped.

#### Note:

For professional customisation of the RF exchangeable kit, refer to the customising guidelines document INFO 1317. To install the RF absorber, please refer to document INFO 4585. Document INFO 2133 provides information regarding the installation of the top contacting unit.

#### Note:

Eine hochfrequenzgeschirmte 2-Stufen Kontaktierung (ICT/FKT kombiniert) ist mit den HF-Austauschsätzen nicht möglich.

EXCHANGEABLE KITS

# Exchangeable kit ATS MA11/HF/AL/ESD

Item 154011



GO TO PRODUCT

**ingun**<sup>®</sup>

Partner for Future Technology

## General data

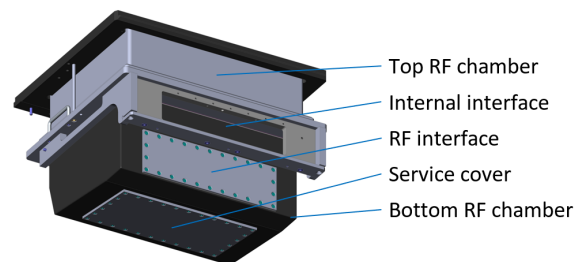
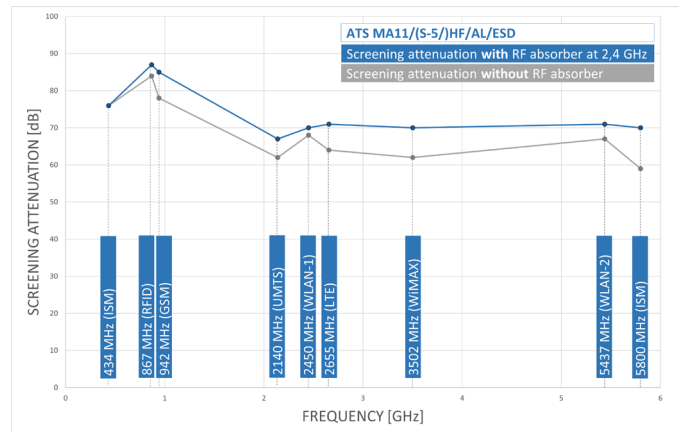
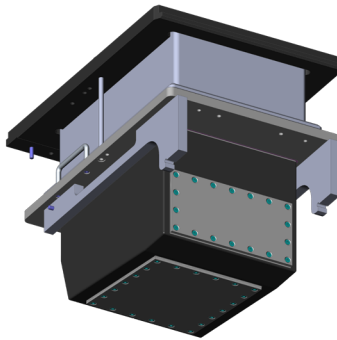
Product group:	ATS manual test fixture (MA)
Subseries:	ATS MAxx
Series:	ATS MA11
Version:	RF, ESD, without interface
Scope of delivery:	Partially assembled
For tandem fixtures:	Yes
Max. interface signals:	0
Interface blocks required:	No
Max. internal interface blocks:	0
Internal interface:	Not available
Dual-stage contacting:	No
Double-sided contact:	Yes, with compatible additional option
Weight:	5.97 kg [13.1 lbs]
Min. temperature:	10 °C [50 °F]
Max. temperature:	60 °C [140 °F]
Low voltage:	No
RoHS-compliant:	Yes

## Compatible with

Manual test fixtures (MA): MA 3211

## Technical data

Pushrod length:	60 mm [2.36 in]
Test probe installation height, top:	16 mm [.629 in]
Test probe installation height, bottom:	10.5 mm [.413 in]
Free space above PCB:	58 mm [2.28 in]
Useable area (WxD):	110 x 160 mm [4.33 x 6.29 in]
Outer dimensionS (WxDxH):	210 x 313 x 255 mm [8.26 x 12.3 x 10 in]



# Exchangeable kit

## ATS MA11/HF/AL/ESD

Item 154011



GO TO PRODUCT

**ingun**<sup>®</sup>

Partner for Future Technology

### Accessories

Part no.	Designation	Version
Recommended gas pressure springs for use in MA xxxx basic units		
37967	GDF-185-60-200N-A6-A6-D	Gas pressure spring, 200 N, left mounted (in MA xxxx basic unit)
31788	GDF-185-60-200N-A6-A6	Gas pressure spring, 200 N, right mounted (in MA xxxx basic unit)
Matching radio-frequency absorber		
112700	HF-A-2,4GHz-ATSMA11/HF/AL	Radio-frequency absorber set from 2,4 GHz
112701	HF-A-3,5GHz-ATSMA11/HF/AL	Radio-frequency absorber set from 3,5 GHz
112702	HF-A-7,5GHz-ATSMA11/HF/AL	Radio-frequency absorber set from 7,5 GHz
Matching radio-frequency seals		
113477	ETK-MSD-ATSMA11/HF	Radio-frequency seal probe plate unit
32883	HF-D-SSD-RWP-ATSMA11/HF	Radio-frequency seal radio-frequency interface
Recommended radio-frequency transfers (excerpt)		
33800	HF-U-MCX-06GHz-50OHM-F-F	RF signals
53086	HF-U-SUBD-50-830pF-WW	Low voltage and serial signals
51358	HF-U-SUBD-09-100pF-WW	Bus- and HSD signals
43488	HF-U-USB2.0-AF-AF-2-SF	USB signals
48392	HF-U-RJ45-LAN1000-F-F-SF	LAN signals
43665	HF-U-D-8,5-QS4	Compressed air tube bushing
Matching single plates		
112527	KTP ATSMA11/HF/AL/ESD	Probe plate, FR4, both sides ESD coated, t = 10 mm
112528	ADP ATSMA11/HF/AL	Moving plate, FR3, t = 4 mm
112498	NHP ATSMA11/HF/AL/ESD	Pressure frame plate, 3.3547, t = 8 mm

### INGUN Prüfmittelbau GmbH

Max-Stromeyer-Straße 162  
78467, Constance, Germany  
Phone +49 7531 8105-0  
Customer hotline +49 7531 8105-888  
Fax +49 7531 8105-65  
info@ingun.com



Prices and delivery times on request.  
Technical changes reserved. 06/26\_GB

Learn more about  
MA exchangeable kits



EXCHANGEABLE KITS

ingun.com