

# Interchangeable kit WS KEYSIGHT/i1000FE

Item 110400-KIT



GO TO PRODUCT

**ingun**<sup>®</sup>

Partner for Future Technology

- Inline interchangeable kit for Keysight test system i1000 FlexiCore, designed as an extended version
- Precise, reliable contacting with peRfectly configured guides
- Modular design with bottom interchangeable kit (WSU) and top interchangeable kit (WSO)
- Robust, durable design with outstanding service life

## Application

The inline fixture kit WS KEYSIGHT/i1000FE is designed as extended version and is used for the reliable ICT and/or FCT testing in the in-circuit test system i1000 FlexiCore from Keysight. It is equipped with bend-resistant top and bottom probe plates made of FR4 and an ESD-compliant, precision-guided moving plate made of FR3.

The interchangeable kit offers two unpopulated interfaces. The interface in the WSU is used as a test system interface, the interface in the WSO for coding the interchangeable kit or for the transmission of Opens Test signals. The housing is hinged and supported by two gas pressure springs.

## Version


- Extended version for a larger useable surface
- 12 mm thick, deflection-resistant floating upper probe plate (NHP) made of FR4
- 10 mm thick, deflection-resistant lower probe plate (KTP) made of FR4
- KO-810142610A-F88
- Guide pillars (round) and guide bushes for top interchangeable kit (WSO) and bottom interchangeable kit (WSU)
- Guide pins with guide bushes for moving plate (ADP)
- Gas springs for housing with 150 N (75 N left, 75 N right)
- Opening angle of housing approx. 85°
- Unpopulated interfaces

## Guiding accuracy

- Centring compensation from WSO to WSU is  $\pm 1.0$  mm.
- Centring range of ADP:  $\pm 0.075$  mm

## General data

Product group:	Inline interchangeable kit (WS)
Subseries:	WS Keysight
Series:	WS Keysight
Version:	With interface
Scope of delivery:	Partially assembled
Max. interface signals:	5184
Interface blocks required:	No
Dual-stage contacting:	Yes
Double-sided contact:	Yes
Weight:	21.92 kg [48.3 lbs]
Min. temperature:	10 °C [50 °F]
Max. temperature:	45 °C [113 °F]
Low voltage:	No
RoHS-compliant:	Yes



## Delivery

The kit is delivered partially assembled, including guide components, pressure springs, collar screws, four push rods (D10x20 mm), eight additional supports (D10x108.3 mm), and an unpopulated test system interface.

## Interfaces

The unpopulated test system interface is populated with 64-pole or 96-pole VG female socket connectors. The interface in the WSO can be fitted with up to 2 VG female socket connectors, the interface in the WSU with up to 54 VG female socket connectors.

### Note:

Customising guidelines INFO 4494 should be used for the professional customisation of inline interchangeable kits. Refer to customising guidelines INFO 4530 for the customisation of the optional moving plate enable top-side contacting.

### Note:

The guide pillars and guide bushes for WSO/WSU should be replaced after approx. 750,000 load cycles or 0.1 mm wear, the gas pressure springs after approx. 50,000 load cycles, in order to ensure constantly high contact quality and access to the housing.

## Compatible with

Test systems: KEYSIGHT i1000 FlexiCore

## Technical data

Pushrod length:	20 mm [.787 in]
Test probe installation height, top:	16 mm [.629 in]
Test probe installation height, bottom:	16 mm [.629 in]
Test probe installation height, dual-stage, bottom:	21.5 mm [.846 in]
Free space above PCB:	11 mm [.433 in]
Useable area (WxD):	348 x 320 mm [13.7 x 12.5 in]
Outer dimensionS (WxDxH):	500 x 451 x 259 mm [19.6 x 17.7 x 10.1 in]

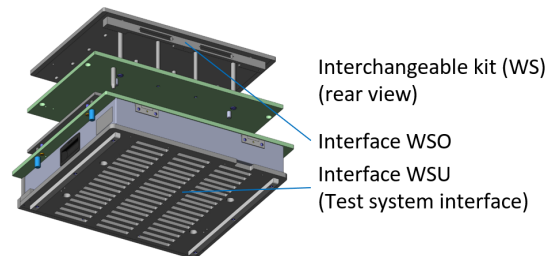
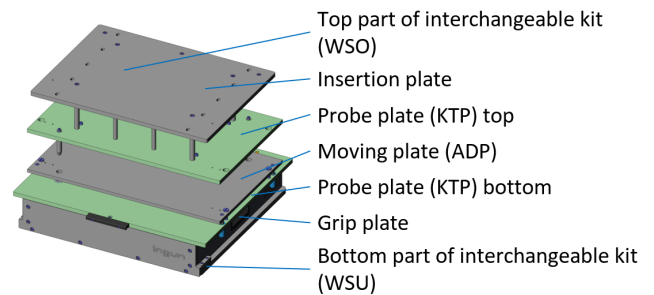
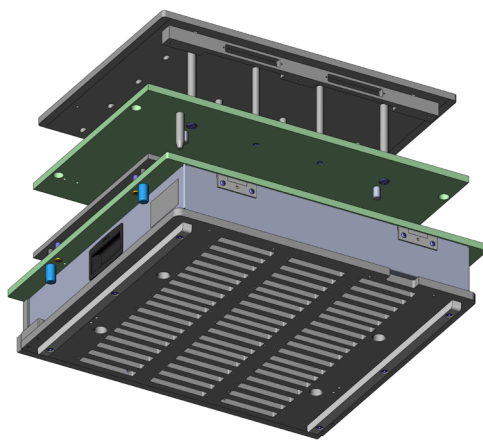
# Interchangeable kit WS KEYSIGHT/i1000FE

Item 110400-KIT



**ingun**<sup>®</sup>

Partner for Future Technology



## Accessories

Part no.	Designation	Version
110013	FB-ADP-TOP-WS-i1000FE	Moving plate for contacting from top including guides (FR3, ESD-compatible, 8 mm thick)
109902	MAP WS/KEYSIGHT/i1000FE	Ground plate for top/bottom part of interchangeable kit (FR2, copper layer on one side)
110465	ETK-FUS-12-72-ST-M4	Spare part kit guide pillars (round) and guide bushes for WSO/WSU
8256	STV-VG64ac-F-T-G13	VG female socket connector 64 pole with wire-wrap posts
8257	STV-VG96abc-F-WW-G	VG female socket connector 96 pole with wire-wrap posts
2501	GDF-305-120-75N-A6-A6	Gas pressure spring 75N

## INGUN Prüfmittelbau GmbH

Max-Stromeyer-Straße 162  
78467, Constance, Germany  
Phone +49 7531 8105-0  
Customer hotline +49 7531 8105-888  
Fax +49 7531 8105-65  
info@ingun.com



Prices and delivery times on request.  
Technical changes reserved. 05/26\_GB

Learn more about  
Inline interchangeable kit



ingun.com