

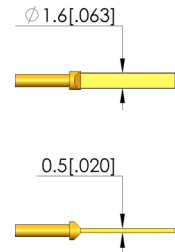
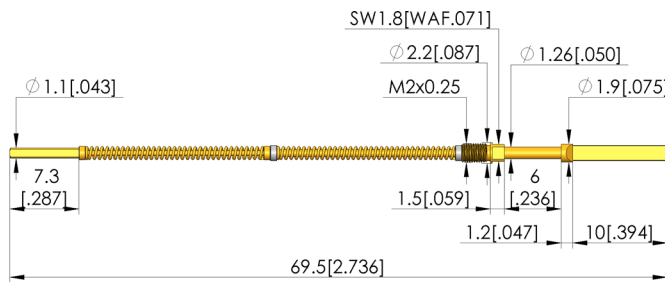


Verrastprüfung

Zur Überprüfung der korrekten Verrastung des Kontaktterminals im Steckergehäuse



1:1



General data

Screw-in torque max.:	5 cNm [.442 lbf-in]
Product group:	Push-back probes
Sub-product group:	Push-back probes
Series:	VF100 screw-in
Grid:	2.54 mm [100 mil]
Contacting from:	Female connector
Magnetic:	Yes
Installation type:	Screw-in
Quick-exchange system:	Yes
Adjustable installation height:	No
Non-rotating:	Yes
Continuous plunger:	Ø1,1 x 0,77 x 7,3
Screw-in torque:	3 – 5 cNm [.265 – .442 lbf-in]
Compatible receptacle(s):	KS-VF100
Min. temperature:	-40 °C [-40 °F]
Max. temperature:	80 °C [176 °F]
RoHS-compliant:	Yes

Tip style data

Tip style:	20 spade, flat, bevelled, self-cleaning
Tip diameter:	1.6 mm [.062 in]
Tip style surface:	A gold
Tip style material:	2 steel
Step probe tip height:	11.2 mm [.44 in]
Spade width:	0.5 mm [.019 in]
Spade length:	10 mm [.393 in]

Electrical data

Current load capacity / rated current:	5 A
Typical resistance (Ri):	50 mOhm

Mechanical data

Total length:	69.5 mm [2.73 in]
Maximum stroke:	5.5 mm [.216 in]
Spring pre-load:	1.15 N [4.13 ozf]
Spring force at working stroke:	10 N [35.9 ozf]
Recommended working stroke:	5 mm [.196 in]

Test Probe VF100-220 160 050 A 100

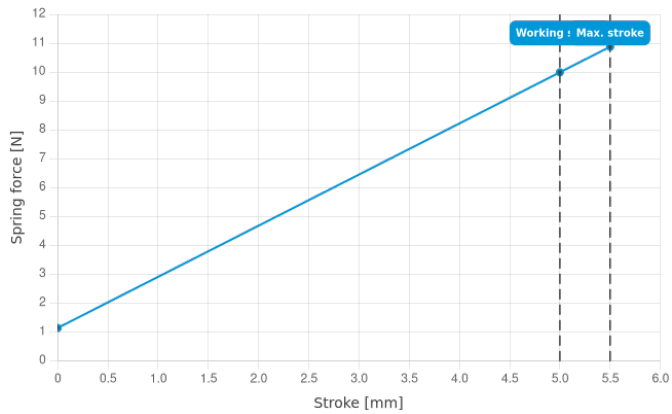
Item VF100-0009



GO TO PRODUCT

ingun[®]

Partner for Future Technology



INGUN Prüfmittelbau GmbH

Max-Stromeyer-Straße 162
78467, Constance, Germany
Phone +49 7531 8105-0
Customer hotline +49 7531 8105-888
Fax +49 7531 8105-65
info@ingun.com



Prices and delivery times on request.
Technical changes reserved. 06/26_GB

Learn more about
Screw-in test probe



SCREW-IN TEST PROBE

ingun.com