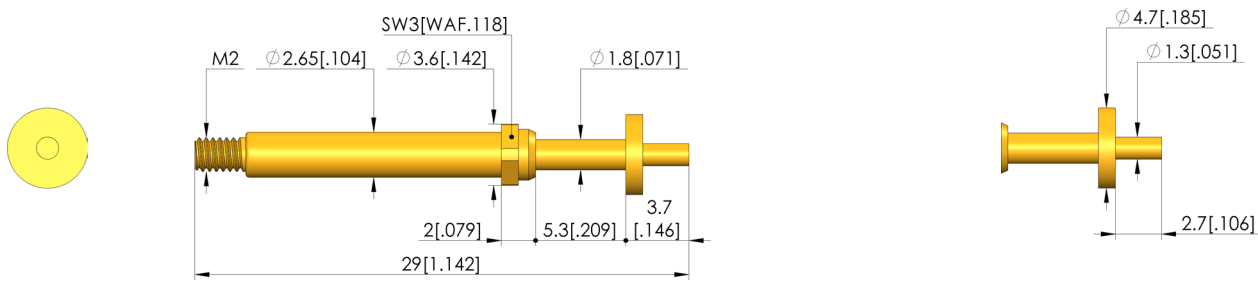





Positionstest

Zur Überprüfung der korrekten Position des Kontaktterminals im Steckergehäuse

- Step probes are used to test the correct position of the contact terminals (contact lamellae) in the plug housings. A connection test can be carried out at the same time. Contact will only occur when the tip of the step probe is correctly positioned
- For optimum contacting, various tip styles are available in various tip ϕ , disc ϕ and pin lengths



General data

Screw-in torque max.:	20 cNm [1.77 lbf-in]
Product group:	Step probes
Sub-product group:	Step probes
Series:	T-113 M screw-in
Grid:	5 mm [196 mil]
Contacting from:	Post
Magnetic:	Yes
Installation type:	Screw-in
Quick-exchange system:	Yes
Adjustable installation height:	No
Non-rotating:	No
Screw-in torque:	10 – 20 cNm [.885 – 1.77 lbf-in]
Compatible receptacle(s):	KS-113 M
Min. temperature:	-40 °C [-40 °F]
Max. temperature:	80 °C [176 °F]
RoHS-compliant:	Yes

Tip style data

Tip style:	02 flat
Tip diameter:	1.3 mm [.051 in]
Tip style surface:	A gold
Tip style material:	3 CuBe
Step probe tip height:	2.7 mm [.106 in]
Disk diameter:	4.7 mm [.185 in]

Electrical data

Current load capacity / rated current:	8 A
Typical resistance (Ri):	30 mOhm

Mechanical data

Total length:	29 mm [1.14 in]
Barrel diameter:	2.65 mm [.104 in]
Maximum stroke:	5 mm [.196 in]
Spring pre-load:	0.8 N [2.87 ozf]
Collar height:	02
Spring force at working stroke:	3 N [10.7 ozf]
Recommended working stroke:	4 mm [.157 in]

SCREW-IN TEST PROBE

Test Probe

T-113 302 130 270 470A3002M

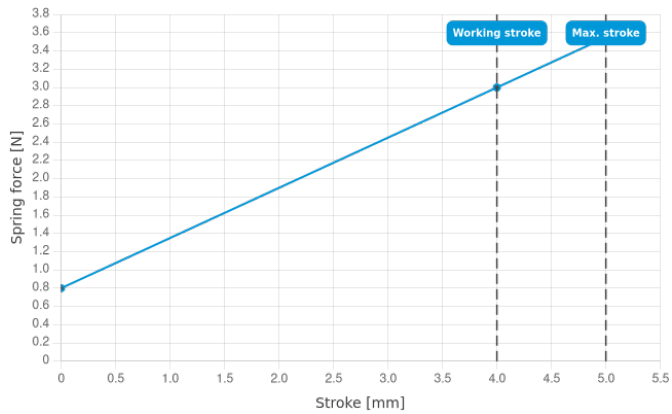
Item T-113-0037



GO TO PRODUCT

ingun®

Partner for Future Technology



INGUN Prüfmittelbau GmbH

Max-Stromeyer-Straße 162
78467, Constance, Germany
Phone +49 7531 8105-0
Customer hotline +49 7531 8105-888
Fax +49 7531 8105-65
info@ingun.com



Prices and delivery times on request.
Technical changes reserved. 06/26_GB

Learn more about
Screw-in test probe



ingun.com

SCREW-IN TEST PROBE