

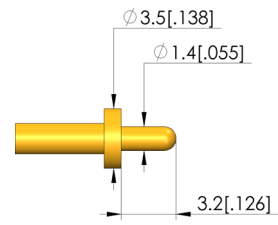




GO TO PRODUCT

## Positionstest

Zur Überprüfung der korrekten Position des Kontaktterminals im Steckergehäuse

- Step probes are used to test the correct position of the contact terminals (contact lamellae) in the plug housings. A connection test can be carried out at the same time. Contact will only occur when the tip of the step probe is correctly positioned
- For optimum contacting, various tip styles are available in various tip  $\varnothing$ , disc  $\varnothing$  and pin lengths



### General data

Screw-in torque max.:	20 cNm [1.77 lbf-in]
Product group:	Step probes
Sub-product group:	Step probes
Series:	T-113 M screw-in
Grid:	4 mm [157 mil]
Contacting from:	Pad
Magnetic:	Yes
Installation type:	Screw-in
Quick-exchange system:	Yes
Adjustable installation height:	No
Non-rotating:	No
Screw-in torque:	10 – 20 cNm [.885 – 1.77 lbf-in]
Compatible receptacle(s):	KS-113 M
Min. temperature:	-40 °C [-40 °F]
Max. temperature:	80 °C [176 °F]
RoHS-compliant:	Yes

### Tip style data

Tip style:	05 bullet-nosed (full radius)
Tip diameter:	1.4 mm [.055 in]
Tip style surface:	A gold
Tip style material:	3 CuBe
Step probe tip height:	3.2 mm [.125 in]
Disk diameter:	3.5 mm [.137 in]

### Electrical data

Current load capacity / rated current:	5 A
Typical resistance (Ri):	30 mOhm

### Mechanical data

Total length:	29.5 mm [1.16 in]
Barrel diameter:	2.65 mm [.104 in]
Maximum stroke:	5 mm [.196 in]
Spring pre-load:	0.5 N [1.79 ozf]
Collar height:	02
Spring force at working stroke:	1.5 N [5.39 ozf]
Recommended working stroke:	4 mm [.157 in]

### INGUN Prüfmittelbau GmbH

Max-Stromeyer-Straße 162  
78467, Constance, Germany  
Phone +49 7531 8105-0  
Customer hotline +49 7531 8105-888  
Fax +49 7531 8105-65  
info@ingun.com



Learn more about  
Screw-in test probe

