

# Interface block

## SB-T-SI-170-4A-Z

Item 38690



GO TO PRODUCT

**ingun**<sup>®</sup>

Partner for Future Technology

- Equipped with INGUN test probes
- Uniformly parallel wire-wrap posts
- Suitable for test fixtures with internal or external Pylon interface
- Consistently low contact resistances and replicable measured values
- High contact reliability and transmission quality
- Reliable transmission of low voltage signals
- Pre-assembled plug connectors as connection accessories

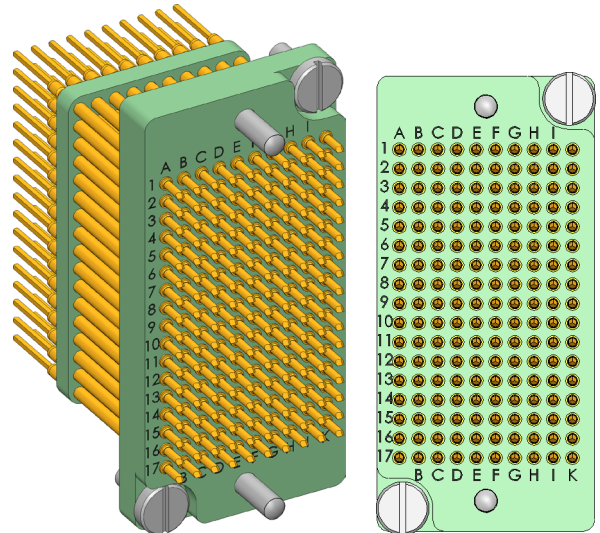
### Application

Interface blocks (SB) are used to reliably transmit signals between test device and test system in internal and external Pylon interfaces. Signal blocks are suitable for the reliable transmission of low-voltage signals and hazardous voltages within the scope of their specification.

### Signal transmission

The signal is transmitted via two opposing interface blocks, which are designed for a working distance of  $15.1 \pm 0.5$  mm between their mounting surfaces.

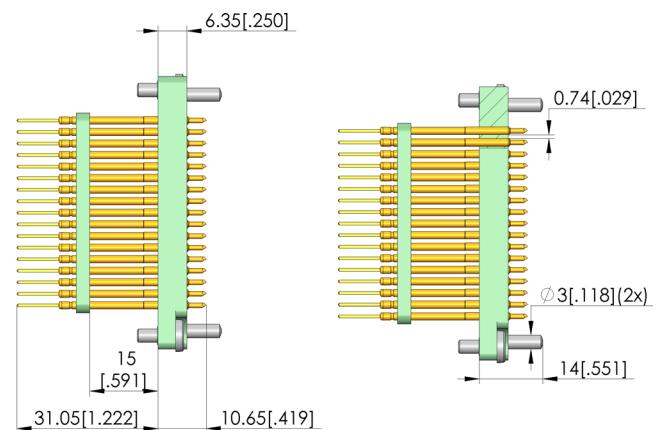
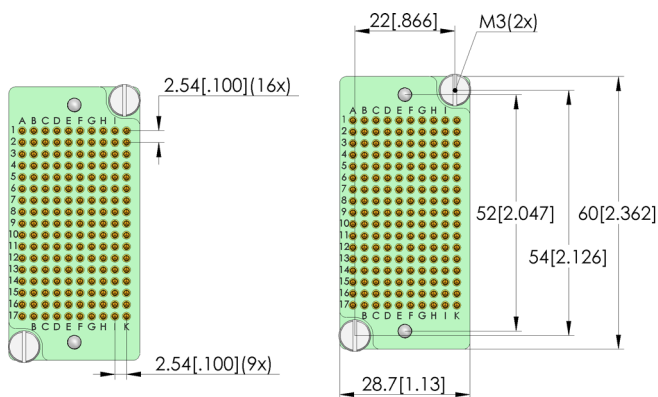
### INGUN SELECTION



1:1

### Delivery

The product is delivered fully assembled including the installation accessories.



### General data

Product group:	Interface blocks (SB)
Series:	SB-SI
Type:	Signal block
Version:	Test system side
Accessory type:	Customising accessories
Component assembly:	GKS-945-0005 & KS-94547
Weight:	0.035 kg [.077 lbs]
Min. temperature:	-30 °C [-22 °F]
Max. temperature:	80 °C [176 °F]
RoHS-compliant:	Yes

### Electrical data

Typical resistance (Ri) of one GKS:	20 mOhm
-------------------------------------	---------

### Compatible with

Compatible mating part 1:	SB-P-SI-170-4A-0,6-Z
Manual test fixtures (MA):	MA 21xx
Pylon receiver:	RC-PYLON-12-V2

### Technical data

Working distance:	15,1 +/- 0,5 mm
Centring pin:	+/- 0,3 mm
Connection:	Wire-wrap posts
GKS working stroke :	2.6 mm [.102 in]
Air distance (not wired):	0.64 mm [.025 in]
Spring force:	187 N [672 ozf]
Max. current of one GKS:	4 A
Max. current of all GKS:	1 A
Max. voltage:	510 V
Max. power loss:	4 W
Min. line cross-section:	0.25 mm <sup>2</sup> [.00038 in <sup>2</sup> ]

# Interface block

## SB-T-SI-170-4A-Z

Item 38690



GO TO PRODUCT

**ingun**<sup>®</sup>

Partner for Future Technology

### Accessories

Part no.	Designation	Version
Connector cable		
43371	ASK-BL10-F-G-0700-AWG26-GE	10 pole, 1x socket strip, yellow, pin-1 brown, 700 mm long
43372	ASK-BL10-F-G-0700-AWG26-GN	10 pole, 1x socket strip, green, pin-1 brown, 700 mm long
115176	ASK-BL10-F-G-0700-AWG26-SW	10 pole, 1x socket strip, black, pin-1 brown, 700 mm long
115177	ASK-BL10-F-G-0700-AWG26-RT	10 pole, 1x socket strip, red, pin-1 brown, 700 mm long
115174	ASK-BL10-F-G-0400-BL10-F-G-GE	10 pole, 2x socket strip, yellow, pin-1 brown, 400 mm long
53129	ASK-BL10-F-G-0400-BL10-F-G-GN	10 pole, 2x socket strip, green, pin-1 brown, 400 mm long
115172	ASK-BL10-F-G-0400-BL10-F-G-SW	10 pole, 2x socket strip, black, pin-1 brown, 400 mm long
115175	ASK-BL10-F-G-0400-BL10-F-G-RT	10 pole, 2x socket strip, red, pin-1 brown, 400 mm long
115179	ASK-BL17-F-G-0700-AWG26-GE	17 pole, 1x socket strip, yellow, pin-1 brown, 700 mm long
115181	ASK-BL17-F-G-0700-AWG26-GN	17 pole, 1x socket strip, green, pin-1 brown, 700 mm long
115178	ASK-BL17-F-G-0700-AWG26-SW	17 pole, 1x socket strip, black, pin-1 brown, 700 mm long
115180	ASK-BL17-F-G-0700-AWG26-RT	17 pole, 1x socket strip, red, pin-1 brown, 700 mm long
115184	ASK-BL17-F-G-0400-BL17-F-G-GE	17 pole, 2x socket strip, yellow, pin-1 brown, 400 mm long
115186	ASK-BL17-F-G-0400-BL17-F-G-GN	17 pole, 2x socket strip, green, pin-1 brown, 400 mm long
115183	ASK-BL17-F-G-0400-BL17-F-G-SW	17 pole, 2x socket strip, black, pin-1 brown, 400 mm long
115185	ASK-BL17-F-G-0400-BL17-F-G-RT	17 pole, 2x socket strip, red, pin-1 brown, 400 mm long
33175	ASK-BL16-F-G-0700-AWG28-64	64 pole, 4x socket strip, 1x VG connector, grey, pin-1 red, 700 mm long

### INGUN Prüfmittelbau GmbH

Max-Stromeyer-Straße 162  
78467, Constance, Germany  
Phone +49 7531 8105-0  
Customer hotline +49 7531 8105-888  
Fax +49 7531 8105-65  
info@ingun.com



Prices and delivery times on request.  
Technical changes reserved. 06/26\_GB