Test Probe

T-912 302 152 305 300A1502M

Item T-912-0117

GO TO PRODUCT

ingun®
Partner for Future Technology

Positionstest

Zur Überprüfung der korrekten Position des Kontaktterminals im Steckergehäuse

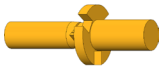

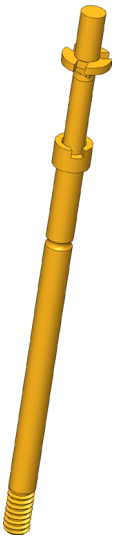

1:1

- Step probes are used to test the correct position of the contact terminals (contact lamellae) in the plug housings. A connection test can be carried out at the same time. Contact will only occur when the tip of the step probe is correctly positioned
- For optimum contacting, various tip styles are available in various tip ø, disc ø and pin lengths
- Version for test probes installed particularly close together: the screw-in torque is applied via the disc using a bit tool

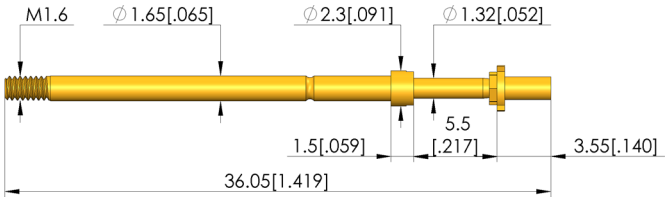

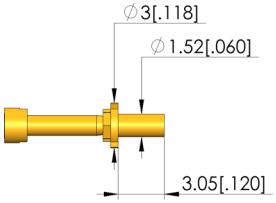

General data

Screw-in torque max.:	5 cNm [.442 lbf·in]
Product group:	Step probes
Sub-product group:	Step probes
Series:	T-912
Grid:	3.5 mm [137 mil]
Contacting from:	Post
Magnetic:	Yes
Installation type:	Screw-in
Quick-exchange system:	Yes
Adjustable installation height:	No
Non-rotating:	No
Screw-in torque:	3 – 5 cNm [.265 – .442 lbf·in]
Compatible receptacle(s):	KS-112 M
Min. temperature:	-40 °C [-40 °F]
Max. temperature:	80 °C [176 °F]
RoHS-compliant:	Yes

Tip style data

Tip style:	02 flat
Tip diameter:	1.52 mm [.059 in]
Tip style surface:	A gold
Tip style material:	3 CuBe
Step probe tip height:	3.05 mm [.12 in]
Disk diameter:	3 mm [.118 in]

Electrical data

Current load capacity / rated current:	8 A
Typical resistance (Ri):	20 mOhm

Mechanical data

Total length:	36.05 mm [1.41 in]
Barrel diameter:	1.65 mm [.064 in]
Maximum stroke:	5 mm [.196 in]
Spring pre-load:	0.5 N [1.79 ozf]
Collar height:	02
Spring force at working stroke:	1.5 N [5.39 ozf]
Recommended working stroke:	4 mm [.157 in]

INGUN Prüfmittelbau GmbH
Max-Stromeyer-Straße 162
78467, Constance, Germany
Phone +49 7531 8105-0
Customer hotline +49 7531 8105-888
Fax +49 7531 8105-65
info@ingun.com

Learn more about
Screw-in test probe

SCREW-IN TEST PROBE

Prices and delivery times on request.
Technical changes reserved. 06/26_GB

ingun.com