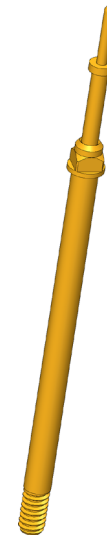





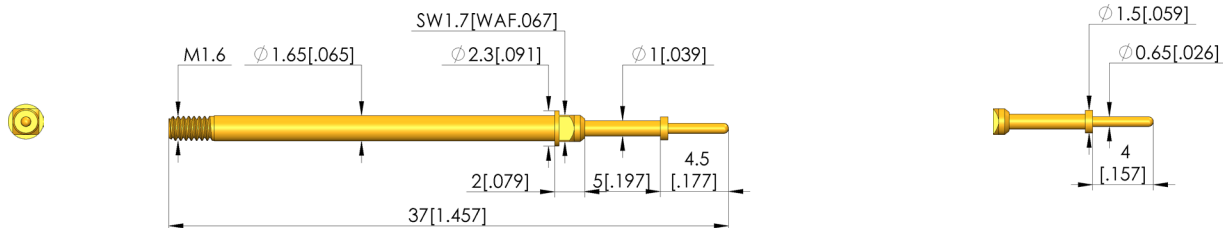
Positionstest

Zur Überprüfung der korrekten Position des Kontaktterminals im Steckergehäuse

- Step probes are used to test the correct position of the contact terminals (contact lamellae) in the plug housings. A connection test can be carried out at the same time. Contact will only occur when the tip of the step probe is correctly positioned
- For optimum contacting, various tip styles are available in various tip ϕ , disc ϕ and pin lengths



1:1



General data

Screw-in torque max.:	5 cNm [.442 lbf-in]
Product group:	Step probes
Sub-product group:	Step probes
Series:	T-112
Grid:	2.54 mm [100 mil]
Contacting from:	Pad
Magnetic:	Yes
Installation type:	Screw-in
Quick-exchange system:	Yes
Adjustable installation height:	No
Non-rotating:	No
Screw-in torque:	3 – 5 cNm [.265 – .442 lbf-in]
Compatible receptacle(s):	KS-112 M
Min. temperature:	-40 °C [-40 °F]
Max. temperature:	80 °C [176 °F]
RoHS-compliant:	Yes

Tip style data

Tip style:	05 bullet-nosed (full radius)
Tip diameter:	0.65 mm [.025 in]
Tip style surface:	A gold
Tip style material:	3 CuBe
Step probe tip height:	4 mm [.157 in]
Disk diameter:	1.5 mm [.059 in]

Electrical data

Current load capacity / rated current:	5 A
Typical resistance (Ri):	20 mOhm

Mechanical data

Total length:	37 mm [1.45 in]
Barrel diameter:	1.65 mm [.064 in]
Maximum stroke:	5 mm [.196 in]
Spring pre-load:	0.6 N [2.15 ozf]
Collar height:	02
Spring force at working stroke:	1.5 N [5.39 ozf]
Recommended working stroke:	4 mm [.157 in]

INGUN Prüfmittelbau GmbH

Max-Stromeyer-Straße 162
78467, Constance, Germany
Phone +49 7531 8105-0
Customer hotline +49 7531 8105-888
Fax +49 7531 8105-65
info@ingun.com



Learn more about
Screw-in test probe

