

Interface block

SB-T-SI-040-4A-Z

Item 42342



GO TO PRODUCT

ingun[®]

Partner for Future Technology

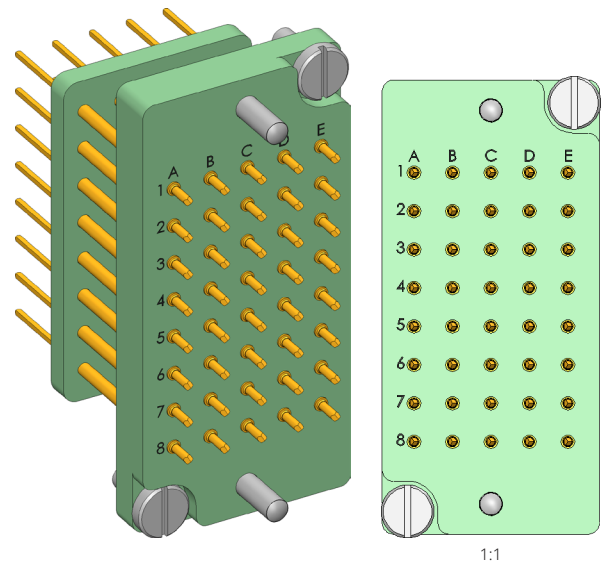
- Equipped with INGUN test probes
- Uniformly parallel wire-wrap posts
- Suitable for test fixtures with internal or external Pylon interface
- Consistently low contact resistances and replicable measured values
- High contact reliability and transmission quality
- Reliable transmission of low voltage signals
- Pre-assembled plug connectors as connection accessories

Application

Interface blocks (SB) are used to reliably transmit signals between test device and test system in internal and external Pylon interfaces. Signal blocks are suitable for the reliable transmission of low-voltage signals and hazardous voltages within the scope of their specification.

Signal transmission

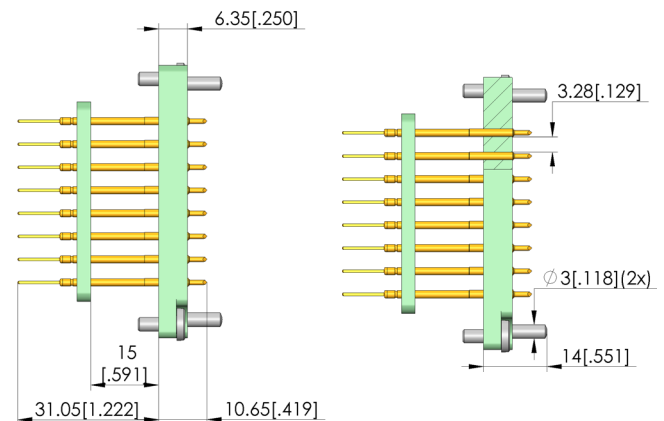
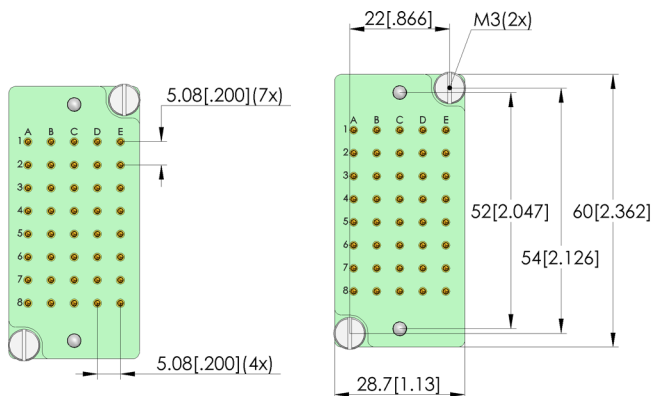
The signal is transmitted via two opposing interface blocks, which are designed for a working distance of 15.1 ± 0.5 mm between their mounting surfaces.



1:1

Delivery

The product is delivered fully assembled including the installation accessories.



General data

Product group:	Interface blocks (SB)
Series:	SB-SI
Type:	Signal block
Version:	Test system side
Accessory type:	Customising accessories
Component assembly:	GKS-945-0005 & KS-94547
Weight:	0.028 kg [.061 lbs]
Min. temperature:	-30 °C [-22 °F]
Max. temperature:	80 °C [176 °F]
RoHS-compliant:	Yes

Electrical data

Typical resistance (Ri) of one GKS:	20 mOhm
-------------------------------------	---------

Compatible with

Compatible mating part 1:	SB-P-SI-040-4A-0,6-Z
Manual test fixtures (MA):	MA 21xx
Pylon receiver:	RC-PYLON-12-V2

Technical data

Working distance:	15,1 +/- 0,5 mm
Centring pin:	+/- 0,3 mm
Connection:	Wire-wrap posts
GKS working stroke :	2,6 mm [.102 in]
Air distance (not wired):	3,18 mm [.125 in]
Spring force:	44 N [158 ozf]
Max. current of one GKS:	4 A
Max. current of all GKS:	3 A
Max. voltage:	2,540 V
Max. power loss:	7,5 W
Min. line cross-section:	0,25 mm ² [.00038 in ²]

Interface block

SB-T-SI-040-4A-Z

Item 42342



ingun[®]
Partner for Future Technology

Accessories

Part no.	Designation	Version
Connector cable		
115179	ASK-BL17-F-G-0700-AWG26-GE	17 pole, 1x socket strip, yellow, pin-1 brown, 700 mm long
115181	ASK-BL17-F-G-0700-AWG26-GN	17 pole, 1x socket strip, green, pin-1 brown, 700 mm long
115178	ASK-BL17-F-G-0700-AWG26-SW	17 pole, 1x socket strip, black, pin-1 brown, 700 mm long
115180	ASK-BL17-F-G-0700-AWG26-RT	17 pole, 1x socket strip, red, pin-1 brown, 700 mm long
115184	ASK-BL17-F-G-0400-BL17-F-G-GE	17 pole, 2x socket strip, yellow, pin-1 brown, 400 mm long
115186	ASK-BL17-F-G-0400-BL17-F-G-GN	17 pole, 2x socket strip, green, pin-1 brown, 400 mm long
115183	ASK-BL17-F-G-0400-BL17-F-G-SW	17 pole, 2x socket strip, black, pin-1 brown, 400 mm long
115185	ASK-BL17-F-G-0400-BL17-F-G-RT	17 pole, 2x socket strip, red, pin-1 brown, 400 mm long

INGUN Prüfmittelbau GmbH

Max-Stromeyer-Straße 162
78467, Constance, Germany
Phone +49 7531 8105-0
Customer hotline +49 7531 8105-888
Fax +49 7531 8105-65
info@ingun.com



Prices and delivery times on request.
Technical changes reserved. 06/26_GB