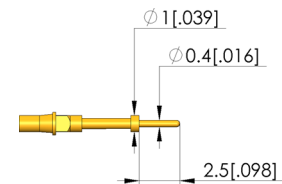
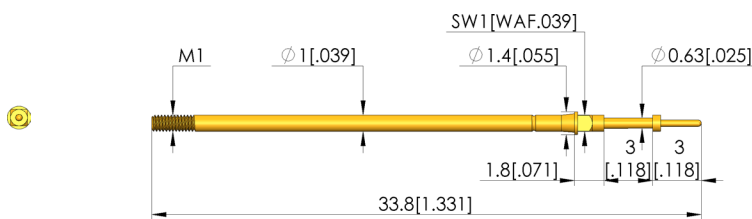




## Positionstest

Zur Überprüfung der korrekten Position des Kontaktterminals im Steckergehäuse

- Step probes are used to test the correct position of the contact terminals (contact lamellae) in the plug housings. A connection test can be carried out at the same time. Contact will only occur when the tip of the step probe is correctly positioned
- For optimum contacting, various tip styles are available in various tip  $\phi$ , disc  $\phi$  and pin lengths



### General data

|                                 |                                 |
|---------------------------------|---------------------------------|
| Screw-in torque max.:           | 1 cNm [.088 lbf-in]             |
| Product group:                  | Step probes                     |
| Sub-product group:              | Step probes                     |
| Series:                         | T-073                           |
| Grid:                           | 1.91 mm [75.1 mil]              |
| Contacting from:                | Pad                             |
| Magnetic:                       | Yes                             |
| Installation type:              | Screw-in                        |
| Quick-exchange system:          | Yes                             |
| Adjustable installation height: | No                              |
| Non-rotating:                   | No                              |
| Screw-in torque:                | .5 - 1 cNm [.044 - .088 lbf-in] |
| Compatible receptacle(s):       | KS-075 M                        |
| Min. temperature:               | -40 °C [-40 °F]                 |
| Max. temperature:               | 80 °C [176 °F]                  |
| RoHS-compliant:                 | Yes                             |

### Tip style data

|                        |                               |
|------------------------|-------------------------------|
| Tip style:             | 05 bullet-nosed (full radius) |
| Tip diameter:          | 0.4 mm [.015 in]              |
| Tip style surface:     | A gold                        |
| Tip style material:    | 3 CuBe                        |
| Step probe tip height: | 2.5 mm [.098 in]              |
| Disk diameter:         | 1 mm [.039 in]                |

### Electrical data

|  |         |
|--|---------|
| Current load capacity / rated current: | 3 A     |
| Typical resistance (Ri):               | 20 mOhm |

### Mechanical data

|                                 |                   |
|---------------------------------|-------------------|
| Total length:                   | 33.8 mm [1.33 in] |
| Barrel diameter:                | 1 mm [.039 in]    |
| Maximum stroke:                 | 3 mm [.118 in]    |
| Spring pre-load:                | 0.43 N [1.54 ozf] |
| Collar height:                  | 02                |
| Spring force at working stroke: | 0.6 N [2.15 ozf]  |
| Recommended working stroke:     | 2.4 mm [.094 in]  |

# Test Probe

## T-073 305 040 250 100A0602M

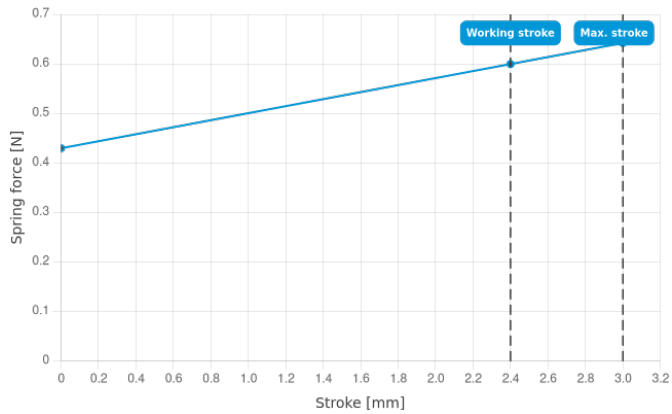
Item T-073-0001



GO TO PRODUCT

# ingun®

Partner for Future Technology



### INGUN Prüfmittelbau GmbH

Max-Stromeyer-Straße 162  
78467, Constance, Germany  
Phone +49 7531 8105-0  
Customer hotline +49 7531 8105-888  
Fax +49 7531 8105-65  
info@ingun.com



Prices and delivery times on request.  
Technical changes reserved. 06/26\_GB

Learn more about  
Screw-in test probe



SCREW-IN TEST PROBE

ingun.com