

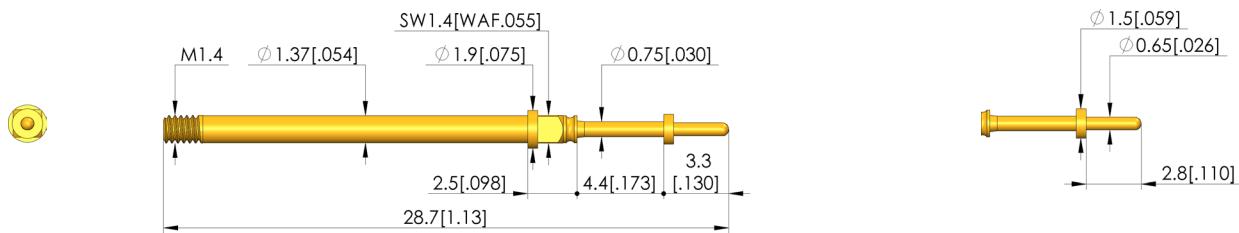



Positionstest

Zur Überprüfung der korrekten Position des Kontaktterminals im Steckergehäuse

- Step probes are used to test the correct position of the contact terminals (contact lamellae) in the plug housings. A connection test can be carried out at the same time. Contact will only occur when the tip of the step probe is correctly positioned
- For optimum contacting, various tip styles are available in various tip ϕ , disc ϕ and pin lengths

INGUN SELECTION



General data

Screw-in torque max.:	3 cNm [.265 lbf-in]
Product group:	Step probes
Sub-product group:	Step probes
Series:	T-899
Grid:	2.54 mm [100 mil]
Contacting from:	Pad
Magnetic:	Yes
Installation type:	Screw-in
Quick-exchange system:	Yes
Adjustable installation height:	No
Non-rotating:	No
Screw-in torque:	2 – 3 cNm [.177 – .265 lbf-in]
Compatible receptacle(s):	KS-899 M
Min. temperature:	-40 °C [-40 °F]
Max. temperature:	80 °C [176 °F]
RoHS-compliant:	Yes

Tip style data

Tip style:	05 bullet-nosed (full radius)
Tip diameter:	0.65 mm [.025 in]
Tip style surface:	A gold
Tip style material:	3 CuBe
Step probe tip height:	2.8 mm [.11 in]
Disk diameter:	1.5 mm [.059 in]

Electrical data

Current load capacity / rated current:	5 A
Typical resistance (Ri):	20 mOhm

Mechanical data

Total length:	28.7 mm [1.12 in]
Barrel diameter:	1.37 mm [.053 in]
Maximum stroke:	4.4 mm [.173 in]
Spring pre-load:	0.5 N [1.79 ozf]
Collar height:	02
Spring force at working stroke:	1.5 N [5.39 ozf]
Recommended working stroke:	3.5 mm [.137 in]

Test Probe

T-899 305 065 280 150A1502M

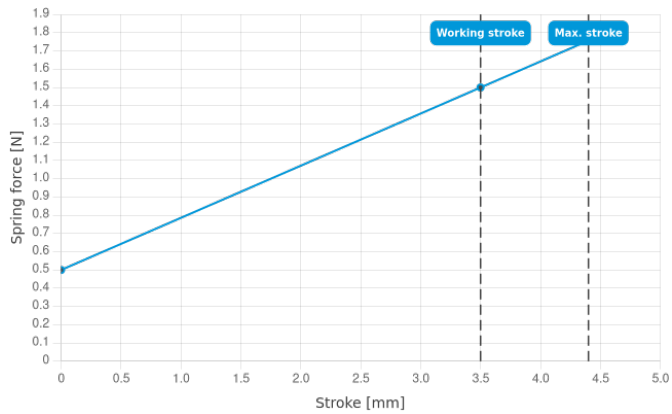
Item T-899-0002



GO TO PRODUCT

ingun®

Partner for Future Technology



INGUN Prüfmittelbau GmbH

Max-Stromeyer-Straße 162
78467, Constance, Germany
Phone +49 7531 8105-0
Customer hotline +49 7531 8105-888
Fax +49 7531 8105-65
info@ingun.com



Prices and delivery times on request.
Technical changes reserved. 06/26_GB

Learn more about
Screw-in test probe



ingun.com

SCREW-IN TEST PROBE