

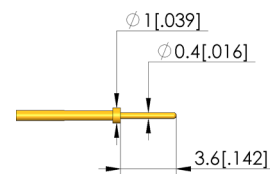
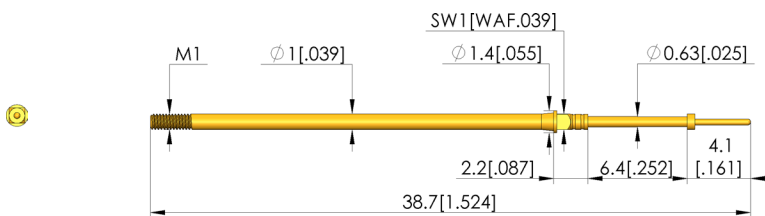


GO TO PRODUCT

Positionstest

Zur Überprüfung der korrekten Position des Kontaktterminals im Steckergehäuse

- Step probes are used to test the correct position of the contact terminals (contact lamellae) in the plug housings. A connection test can be carried out at the same time. Contact will only occur when the tip of the step probe is correctly positioned
- For optimum contacting, various tip styles are available in various tip ϕ , disc ϕ and pin lengths



General data

Screw-in torque max.:	1 cNm [.088 lbf-in]
Product group:	Step probes
Sub-product group:	Step probes
Series:	T-075
Grid:	1.91 mm [75.1 mil]
Contacting from:	Pad
Magnetic:	Yes
Installation type:	Screw-in
Quick-exchange system:	Yes
Adjustable installation height:	No
Non-rotating:	No
Screw-in torque:	.5 – 1 cNm [.044 – .088 lbf-in]
Compatible receptacle(s):	KS-075 M
Min. temperature:	-40 °C [-40 °F]
Max. temperature:	80 °C [176 °F]
RoHS-compliant:	Yes

Tip style data

Tip style:	05 bullet-nosed (full radius)
Tip diameter:	0.4 mm [.015 in]
Tip style surface:	A gold
Tip style material:	3 CuBe
Step probe tip height:	3.6 mm [.141 in]
Disk diameter:	1 mm [.039 in]

Electrical data

Current load capacity / rated current:	3 A
Typical resistance (Ri):	20 mOhm

Mechanical data

Total length:	38.7 mm [1.52 in]
Barrel diameter:	1 mm [.039 in]
Maximum stroke:	6.35 mm [.25 in]
Spring pre-load:	0.24 N [.863 ozf]
Collar height:	02
Spring force at working stroke:	0.6 N [2.15 ozf]
Recommended working stroke:	4.3 mm [.169 in]

Test Probe

T-075 305 040 360 100A0602M

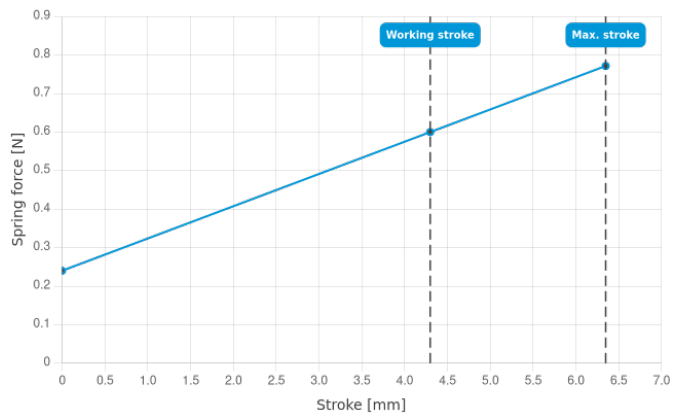
Item T-075-0016



GO TO PRODUCT

ingun®

Partner for Future Technology



INGUN Prüfmittelbau GmbH

Max-Stromeyer-Straße 162
78467, Constance, Germany
Phone +49 7531 8105-0
Customer hotline +49 7531 8105-888
Fax +49 7531 8105-65
info@ingun.com



Prices and delivery times on request.
Technical changes reserved. 06/26_GB

Learn more about
Screw-in test probe



SCREW-IN TEST PROBE

ingun.com